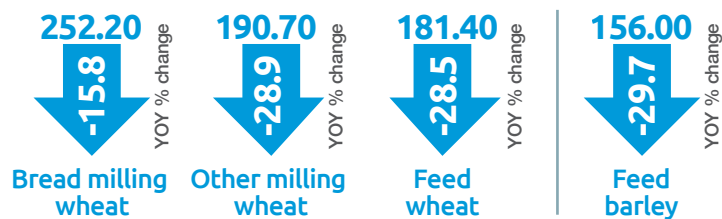
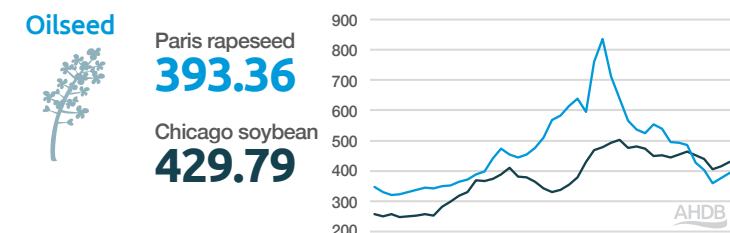
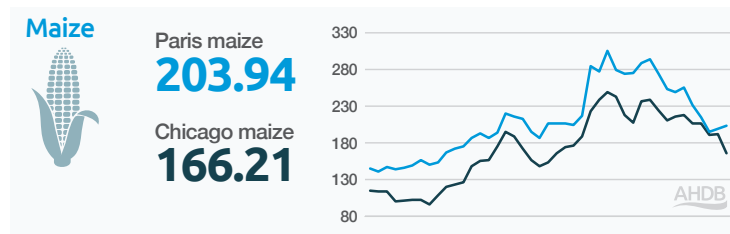
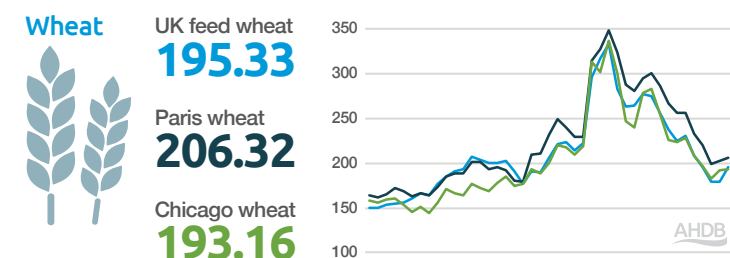


UK Corn Returns: Ex-farm prices (£/t)



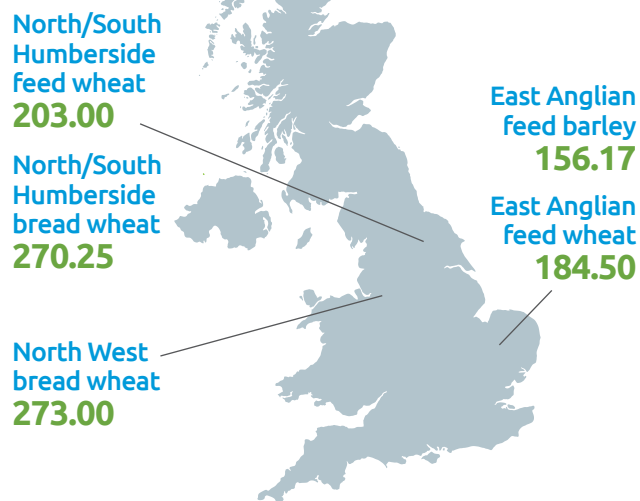
Note: Prices at Jul 2023

Futures prices (£/t) (trends since January 2020)



Note: Data at Jul 2023 (nearby prices)
Source: ICE, Refinitiv (an LSEG business), CME, ECB

UK delivered prices (£/t)



Note: Prices at Jul 2023

GB Planting and Variety Survey results ('000 ha)

	Final 2022	Estimate 2023	YOY % change
Wheat	1,801	1,738	-4
Barley	1,083	1,135	5
Oats	172	161	-7
OSR	363	402	11

Source: AHDB, Defra, Scottish Government

UK production



	('000,000 t)	YOY % change
Wheat	15.5	11
Barley	7.4	6.1
Oats	1.0	-10
OSR	1.4	39.0

Note: Volumes at Dec 2022
Source: Defra

UK trade (t)

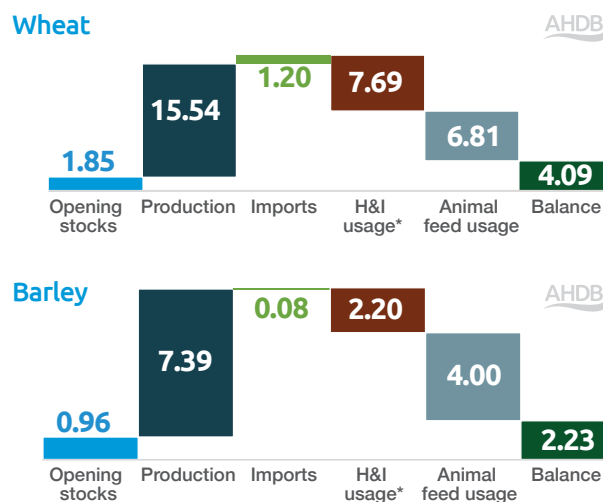
UK import trade compared to export trade (%)



*Total wheat, barley and maize
Note: Traded 2022/23 crop year, year to date Jun.
Source: HMRC as at Sep 2023

UK supply and demand

Wheat and barley 2022/23 balance sheets – May 2023 (Mt)



*Includes seed and other
Note: Volumes at May 2023
Source: AHDB, Defra